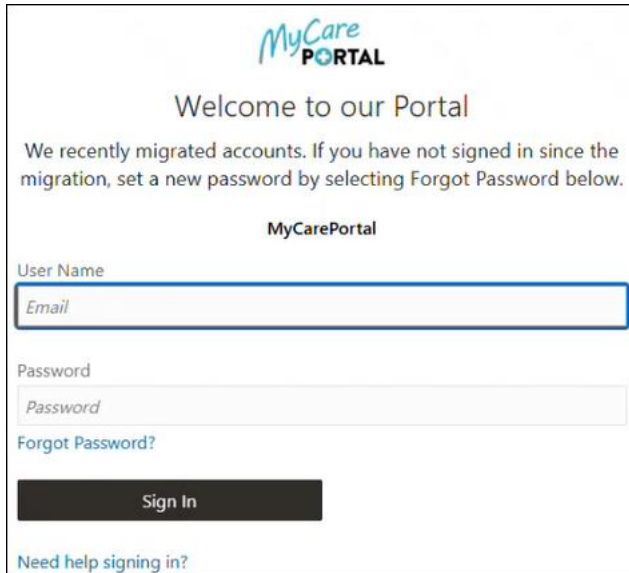



Sign in to MyCarePortal

1. Open a web browser and type <https://mycareportal.patientportal.ca.healthintent.com> in the address bar.

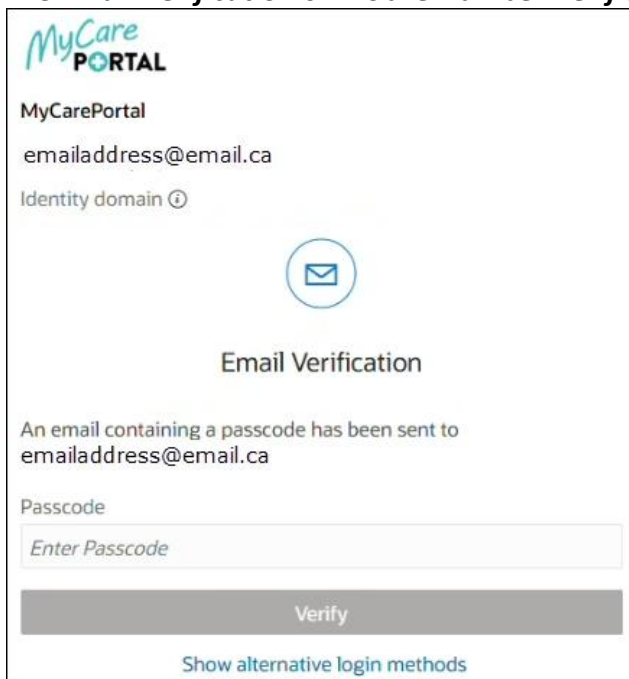
The **Welcome to our Portal** sign in page displays.



The screenshot shows the MyCarePortal sign-in page. At the top is the MyCarePortal logo. Below it is the heading "Welcome to our Portal" and a message: "We recently migrated accounts. If you have not signed in since the migration, set a new password by selecting **Forgot Password** below." The MyCarePortal logo is repeated below the message. There are three input fields: "User Name" with a placeholder "Email", "Password" with a placeholder "Password", and a "Forgot Password?" link. A "Sign In" button is located below the password field. At the bottom left, there is a link "Need help signing in?".

2. Click in the **User Name** field, then type your email address.
3. Click in the **Password** field, then type your password.
4. Click the  button.

The **Email Verification or Mobile Number Verification** page displays.




The screenshot shows the MyCarePortal Email Verification page. At the top is the MyCarePortal logo. Below it is the MyCarePortal logo and the text "MyCarePortal", "emailaddress@email.ca", and "Identity domain ⓘ". In the center is a circular icon with an envelope. Below the icon is the heading "Email Verification". A message states: "An email containing a passcode has been sent to emailaddress@email.ca". There is a "Passcode" input field with a placeholder "Enter Passcode". A "Verify" button is located below the passcode field. At the bottom, there is a link "Show alternative login methods".

Note: Open the email or text message sent to your secure verification method to locate the one-time passcode.

Sign in to MyCarePortal

5. Click in the **Passcode** field, then type the one-time passcode.
6. Click the  button.

The **MyCarePortal Home** page displays.



The screenshot shows the MyCarePortal Home page. On the left is a navigation menu with 'Home', 'My Health Record', and 'My Appointments'. The main content area features a header with the MyCarePortal logo, a grid of service buttons (Frequently Asked Questions, Support, Manage Account, MyCarePortal Experience Survey), a row of hospital logos, a welcome message, and a list of services. On the right, there are panels for 'Viewing health record for Patient Name', 'Allergies' (listing Metals, Detergents/Cleaning Products, caffeine, acetaminophen-oxycodone, and Peanuts), and 'My Key Results' (showing Systolic BP 130 mmHg, Diastolic BP 75 mmHg, and SpO2).

| Service | Text |
|--------------------------------|--------------------------------|
| Frequently Asked Questions | Frequently Asked Questions |
| Support | Support |
| Manage Account | Manage Account |
| MyCarePortal Experience Survey | MyCarePortal Experience Survey |

Viewing health record for Patient Name

Allergies

Metals,
Detergents/Cleaning Products,
caffeine,
acetaminophen-oxycodone,
Peanuts

My Key Results

Systolic BP
130 mmHg
Nov 17, 2023

Diastolic BP
75 mmHg
Nov 17, 2023

SpO2